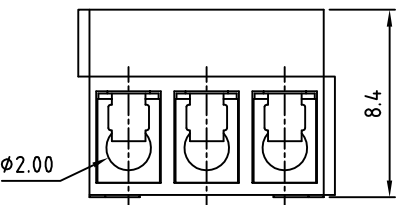
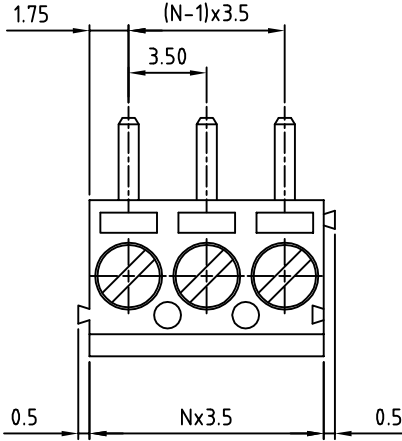
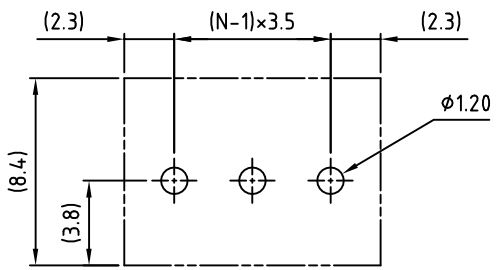
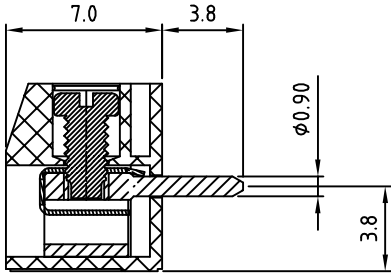


SIGN	DATE	DESCRIPTION	APPROVER
		THIS IS CAD DRAWING, DO NOT REVISE MANUALLY!!!	



N=Number of contacts



P.C.B. LAYOUT

Material

- Terminal body(metal housing): Brass(CuZn),Tin plated
- Terminal screw: Steel Zinc plating "-" slot type
- Wire guard :stainless steel
- Insulator (housing): Thermoplastic (UL94V-0)

Electrical UL / CSA

- Voltage rating: 125V/125V
- Current rating: 10A/10A
- Wire range:
 - Solid wire(AWG): 16-26 / 16-26
 - Stranded wire(AWG): 16-26 / 16-26
- Torque: 1.7Lb-In/4kgf.cm
- Screw: M2
- Wire strip length: 5-6mm
- Withstanding Voltage: 1.25KV/1.25KV
- Operating temperature: -30°C to +105°C
- Soldering temperature: 250°C±10°C/5 Sec
- Safety Approval:

RoHS Compliant

PART NUMBER:

OSTTFXX0161

No. of Poles
 02: 2 Poles
 03: 3 Poles
 ...
 24: 24 Poles

COLOR
 0: Black
 5: Green
 6: Blue (Standard)
 8: Grey



THESE DRAWINGS AND SPECIFICATIONS ARE THE PROPERTY OF ON-SHORE TECHNOLOGY, INC. AND SHALL NOT BE REPRODUCED, COPIED OR USED IN ANY MANNER WITHOUT THE PRIOR WRITTEN CONSENT OF ON-SHORE TECHNOLOGY, INC.

TITLE		OSTTF 3.5 series		
PART NO.	OSTTFXX0161	DWG NO.	OSTTFXX0161.DWG	
APPROVED	CHECKED	DESIGNED	DRAWN	CUST NO.
	Marvin 2007.02.02	Marvin 2007.02.02	Marvin 2007.02.02	
				Tolerance
				X. ±0.50
				X.X ±0.30
				X.XX ±0.10
				X° ±1°
				UNIT: mm
				SCALE: NONE
				REV.: B
				SHEET: 01/01