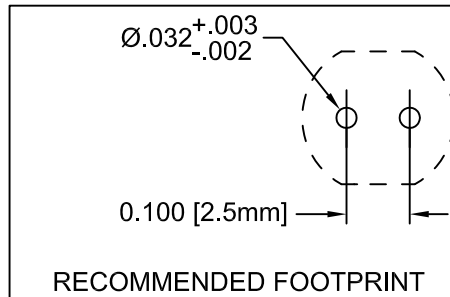
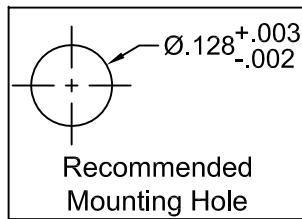
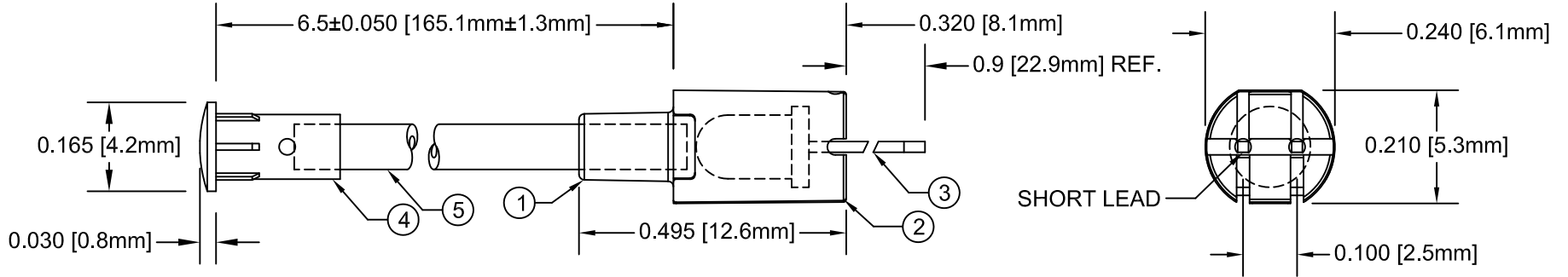
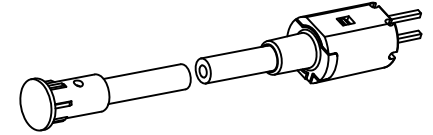


ITEM	Q'TY	PART NUMBER	PART DESCRIPTION
1	1	PML3-1	Flexible Light Pipe Adapter,Bushing
2	1	PML3-2	Flexible Light Pipe Adapter, Body
3	1	3HC-F	T1 (3mm) Flanged LED
4	1	FLP-LC	Lens Cap, Flexible Light Pipe
5	1	FLPS1022-6.380	Optical Fiber, Cut Length in Inches

REV.	DESCRIPTION	DATE	APPROVED
A	Engineering Release	04/05/10	T. Y.
B	Updated Fiber To FLPS In BOM.	11/15/12	T. Y.

NOTE: 1) ITEMS 1, 2, & 3 ASSEMBLED  
 2) ITEMS 4 & 5 ASSEMBLED  
 3) ASSEMBLED ITEMS SHIPPED SEPARATELY



SHORT LEAD CATHODE

Chip			Lens Appearance	Absolute Max. Ratings			Electro-Optical Data @ 20mA			Viewing Angle 2 θ ½ (Deg)
Emitted Color	Peak Wave Length λp(nm)	Material		Pd (mW)	If (mA)	Peak If(mA)	Vf (V)		Iv (mcd)	
							TYP	MAX	TYP	
HE RED	625	GaAsP/GaP	80	30	150	2.0	2.8	50	20	

### ABSOLUTE MAXIMUM RATINGS (Ta=25°C)

REVERSE VOLTAGE \_\_\_\_\_ 5V  
 REVERSE CURRENT \_\_\_\_\_ 100uA  
 OPERATING TEMPERATURE RANGE \_\_\_\_\_ -25° C - 85° C  
 STORAGE TEMPERATURE \_\_\_\_\_ -30° C - 100° C  
 LEAD SOLDERING TEMPERATURE(1/16" FROM BODY) \_\_\_\_\_ 260° C FOR 5 SECONDS

STANDARD TOLERANCE (UNLESS OTHERWISE SPECIFIED)		 4 THOMAS, IRVINE, CA. 92618 TEL: (949) 951-8808 FAX: (949) 951-3974	
DECIMALS	ANGULAR		
.X ±.1	X° ±1°		
.XX ±.02		 <b>TITLE: FLEXIBLE LIGHT-PIPE ASSY          VERTICAL, 3mm LENS CAP W/L ED</b>	
.XXX ±.010			
DESIGNED: <b>Raffy Paje</b>	DATE: <b>04/05/10</b>	<b>PART NO:</b> FLPV6.5-H	REVISION: B
CHECKED: <b>T. Yin</b>	DATE: <b>04/05/10</b>	<b>CAGE CODE : 32559</b>	<b>SHEET # 1 OF 1</b>
CAD GENERATED DOCUMENT, DO NOT MEASURE DRAWING.			