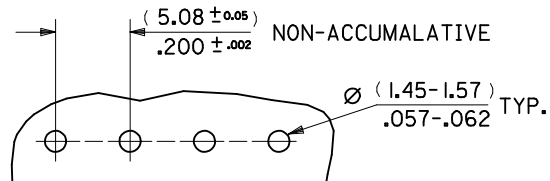
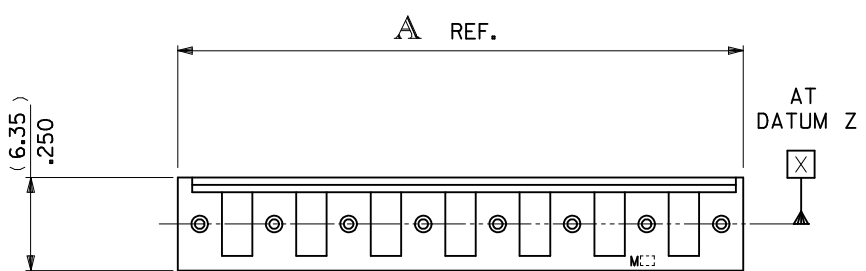
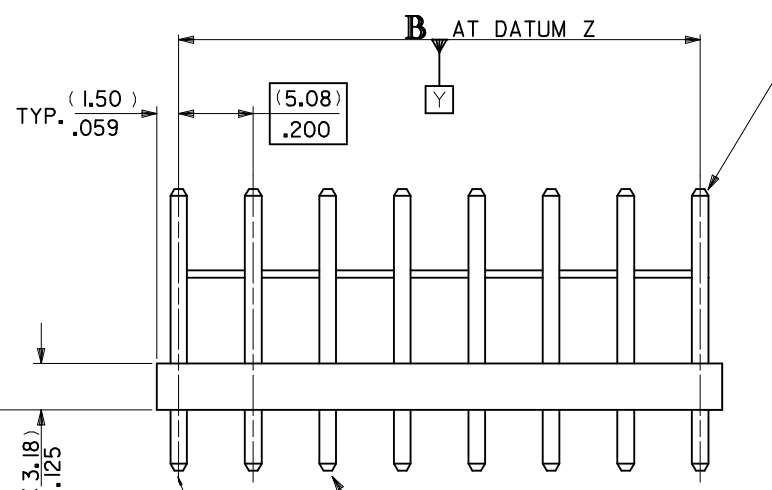


10 9 8 7 6 5 4 3 2 1

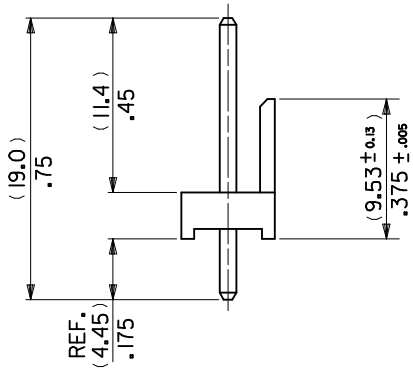


RECOMMENDED PCB HOLE DIMENSIONS

No OF CCTS.	DIMn. A	DIMn. B
2	( 8.08 ) .318	( 5.08 ± 0.13 ) .200 ± .005
3	( 13.16 ) .518	( 10.16 ± 0.13 ) .400 ± .005
4	( 18.24 ) .718	( 15.24 ± 0.13 ) .600 ± .005
5	( 23.32 ) .918	( 20.32 ± 0.13 ) .800 ± .005
6	( 28.40 ) 1.118	( 25.40 ± 0.15 ) 1.000 ± .006
7	( 33.48 ) 1.318	( 30.48 ± 0.18 ) 1.200 ± .007
8	( 38.56 ) 1.518	( 35.56 ± 0.18 ) 1.400 ± .007
9	( 43.64 ) 1.718	( 40.64 ± 0.20 ) 1.600 ± .008
10	( 48.72 ) 1.918	( 45.72 ± 0.20 ) 1.800 ± .008
11	( 53.80 ) 2.118	( 50.80 ± 0.20 ) 2.000 ± .008
12	( 58.88 ) 2.318	( 55.88 ± 0.23 ) 2.200 ± .009



TIPS ONLY  
 $\text{Ø} (0.51) / .020$  Z X Y



TIPS ONLY  
 $\text{Ø} (0.38) / .015$  Z X Y

AE-2599M-N\*-\*  
 VOID CKT.  
 LOCn.  
 NO. OF CKTS.      VERSION  
 SEE SHEET 2

- NOTES:
1. WAFER MATERIAL: NYLON 6/6, UL94V-2  
 TERMINAL PIN: (1.14)/.045 DIA. BRASS
  2. FOR PLATING, SEE CHARTS.
  3. PRODUCT SPECIFICATION: PS-99020-0087
  4. PIN PUSH OUT FORCE (13.34N)/3LBS. MIN.
  5. PINS MUST CONFORM TO MOLEX SOLDERABILITY SPEC. ES-152.
  6. RECOMMENDED PCB THICKNESS 1.6MM.
  7. THIS PART CONFORMS TO CLASS B REQUIREMENTS OF COSMETIC SPECIFICATION PS-45499-002.

ADDED NEW 10 CKT P/N EC NO: UCP2017-0758 DRWN:SS06 CHKD: APPR: SHWARG 2016/10/14 2016/10/14 AG	QUALITY SYMBOLS $\nabla = 0$ $\nabla = 0$ $\nabla = 0$	GENERAL TOLERANCES (UNLESS SPECIFIED)		DIMENSION STYLE MM/IN		SCALE 3:1	DESIGN UNITS METRIC	THIRD ANGLE PROJECTION		
		4 PLACES ± --- ± ---	mm INCH	DRAWN BY MC	DATE 23/02/1988	TITLE WAFER KK (5.08)/.200 CENTRES WITH POLARIZING WALL <b>molex</b>				
		3 PLACES ± --- ± 0.010	2 PLACES ± 0.25 ± 0.014	CHECKED BY DMORIARTY	DATE 98/10/09					
		1 PLACE ± 0.35 ± ---	0 PLACE ± ±	APPROVED BY JDENNEHY	DATE 2010/05/26	MATERIAL NO. SEE CHART	DOCUMENT NO. SDAE-2599M-N*	SHEET NO. 1 OF 2		
ANGULAR ± --- ° DRAFT WHERE APPLICABLE MUST REMAIN WITHIN DIMENSIONS		THIS DRAWING CONTAINS INFORMATION THAT IS PROPRIETARY TO MOLEX INCORPORATED AND SHOULD NOT BE USED WITHOUT WRITTEN PERMISSION								

9 8 7 6 5 4 3 2 1

No. OF CCTS.
2
3
4
5
6
7
8
9
10
11
12
PLATING

AE-2599M-NA	
PART No.	ENG. No.
10-08-5021	AE-2599M- 2 A
↑ 5031	↑ 3 A
5041	4 A
5051	5 A
5061	6 A
5071	7 A
5081	8 A
5091	9 A
5101	10 A
↓ 5111	↓ 11 A
10-08-5121	AE-2599M- 12 A
0.00254/.000100 MIN MATTE TIN OVER	
0.00127/.000050 MIN NICKEL	

AE-2599M-NA-*			
PART No.	ENG. No.	PART No.	ENG. No.
38-00-0888	AE-2599M- 3 A-1	38-00-7480	AE-2599M- 8 A-5
38-00-7089	↑ 3 A-2	38-00-7486	↑ 8 A-1,5
38-00-7586	3 A-3	38-00-7097	8 A-3,5
38-00-7091	4 A-1,3	38-00-7606	8 A-3,6
38-00-7090	4 A-2	38-00-7598	8 A-5,7
38-00-7092	4 A-3	38-00-7485	8 A-5,8
38-00-4903	4 A-2,3	38-00-8278	08 A-2
38-00-7483	5 A-2	38-00-7660	8 A-3
38-00-7610	5 A-2,4	38-00-7707	8 A-6
38-00-7093	5 A-3	38-00-8277	8 A-7
38-00-7594	5 A-4	38-00-7609	9 A-2
38-00-7487	5 A-5	38-00-7084	9 A-3
38-00-7584	6 A-2	38-00-7585	9 A-4
38-00-7094	6 A-3	38-00-7607	9 A-4,7
38-00-7095	6 A-4	38-00-7098	9 A-5
38-00-7096	6 A-5	38-00-7599	9 A-6
38-00-7100	6 A-4,5	38-00-7670	9 A-7
38-00-7479	6 A-6	38-00-7484	10 A-3
38-00-1208	7 A-2	38-00-4902	10 A-4
38-00-7608	7 A-2,5	38-00-4905	10 A-6
38-00-7481	7 A-3	46999-0806	10 A-5,8
38-00-0887	7 A-4	38-00-7099	11 A-5
38-00-7595	7 A-5	38-00-4900	12 A-2
38-00-7596	7 A-6	38-00-7482	12 A-4
38-00-7664	8 A-3	38-00-4899	12 A-6
38-00-7597	AE-2599M- 8 A-4	38-00-4904	12 A-8
		38-00-4901	12 A-9
		38-00-7600	12 A-3,10
		38-00-7601	AE-2599M- 12 A-6,10
0.00254/.000100 MIN MATTE TIN OVER 0.00127/.000050 NICKEL			

ADDED NEW 10 CKT P/N EC NO: UCP2017-0758 DRWNS:SS06 CHKD: APPR: JSHWARG 2016/10/14	QUALITY SYMBOLS	GENERAL TOLERANCES (UNLESS SPECIFIED)	DIMENSION STYLE	SCALE	DESIGN UNITS	THIRD ANGLE PROJECTION	
	$\nabla = 0$ $\nabla = 0$ $\nabla = 0$	mm INCH 4 PLACES ± --- ± --- 3 PLACES ± --- ± 0.010 2 PLACES ± 0.25 ± 0.014 1 PLACE ± 0.35 ± --- 0 PLACE ± --- ±	MM/IN	---	METRIC	TITLE WAFER KK (5.08)/.200 CENTRES WITH POLARIZING WALL <b>molex</b>	
	DESCRIPTION	ANGULAR ± ---° DRAFT WHERE APPLICABLE MUST REMAIN WITHIN DIMENSIONS	DRAWN BY DATE MC 1988/02/23	CHECKED BY DATE DMORIARTY 1988/02/23	APPROVED BY DATE	DOCUMENT NO. SDAE-2599M-N*	SHEET NO. 2 OF 2
	REV	AG	SIZE B	THIS DRAWING CONTAINS INFORMATION THAT IS PROPRIETARY TO MOLEX INCORPORATED AND SHOULD NOT BE USED WITHOUT WRITTEN PERMISSION			