



STEVAL-IPE009V1

Mono-phase / multi-tariff energy meter
based on the ST72321BR9 and STPM14

Data Brief

Features

- Cost-effective and flexible
- Meets Class 1 accuracy for $I_B = 5\text{ A}$ and $I_{max} = 80\text{ A}$ according to IEC 61036:1996 + A1: 2000 - Static meter for active energy (classes 1 and 2)
- Operating voltage range $220\text{ V} \pm 20\%$
- Continuously detects and displays no-load conditions, reverse direction, fraud and case tamper conditions
- Configurable number of tariffs (1 to 4) and maximum demand type (day, one month or three month)
- Accumulated data for whole meter life (total kWh consumption, average MD (maximum demand), total number of tariffs, tariff time slots, consumption under different tariff rates, power failure date/time)
- Data for last 12 months (consumption under tamper mode for each month, first/last case/fraud tamper date/time, total tamper time and power failure accumulating time for each month)
- Data for absolute maximum demand (absolute MD, date/time) according to type of MD requested
- SW LCD driver for 24 x 4 segment LCD glass with contrast control
- RTC with SPI for real date/time
- EEPROM with SPI for storing 256 Kb of data
- Case tamper detection even in power-down
- External switch for viewing all data stored in EEPROM sequentially even when AC power is not available
- Battery backup to detect tampering and see all parameters stored in EEPROM even during power-down



- Single point and fast calibration of the STPM14 for Class 1 meter.

Description

This demonstration board is an integrated system designed to provide the user with a complete, ready-to-use energy meter application. It is a medium-end solution for power metering, using the ST72F321BR9T6 microcontroller, the M41T94 RTC (real-time clock), the M95256 EEPROM and the STPM14 energy meter ASSP device.

The multi-tariff energy meter demonstration board implements many features that can be used as a starting platform for evaluation and development of meter applications, including multi-tariff management, absolute and average maximum demand calculation, two types of tamper management, and power failure management.

1 Schematic diagram

1.1 Multi-tariff single-phase meter

Figure 1. Schematic - microcontroller and IrDA section, MCU oscillator/reset

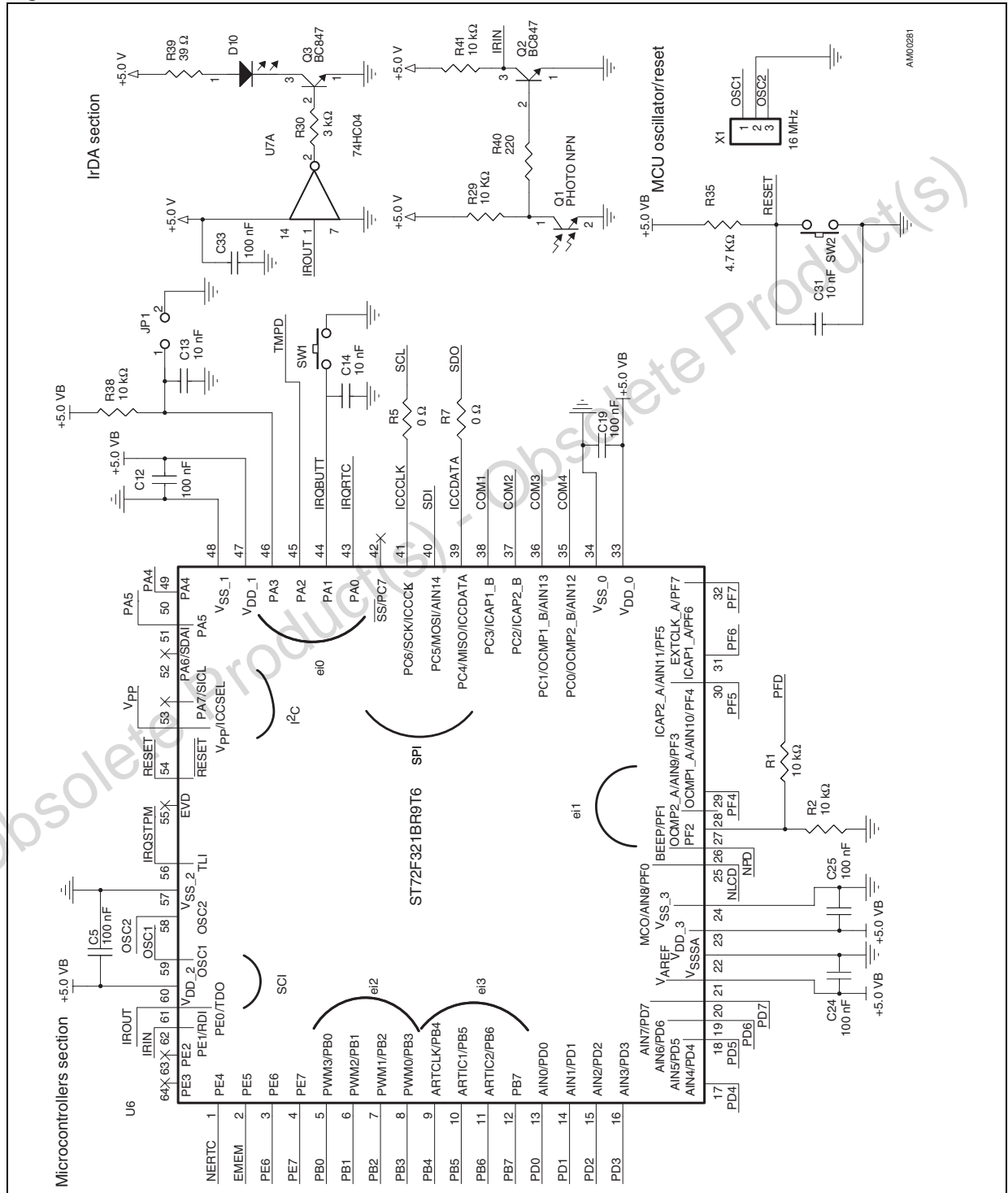


Figure 2. Schematic - power management, RTC/memory SPI block

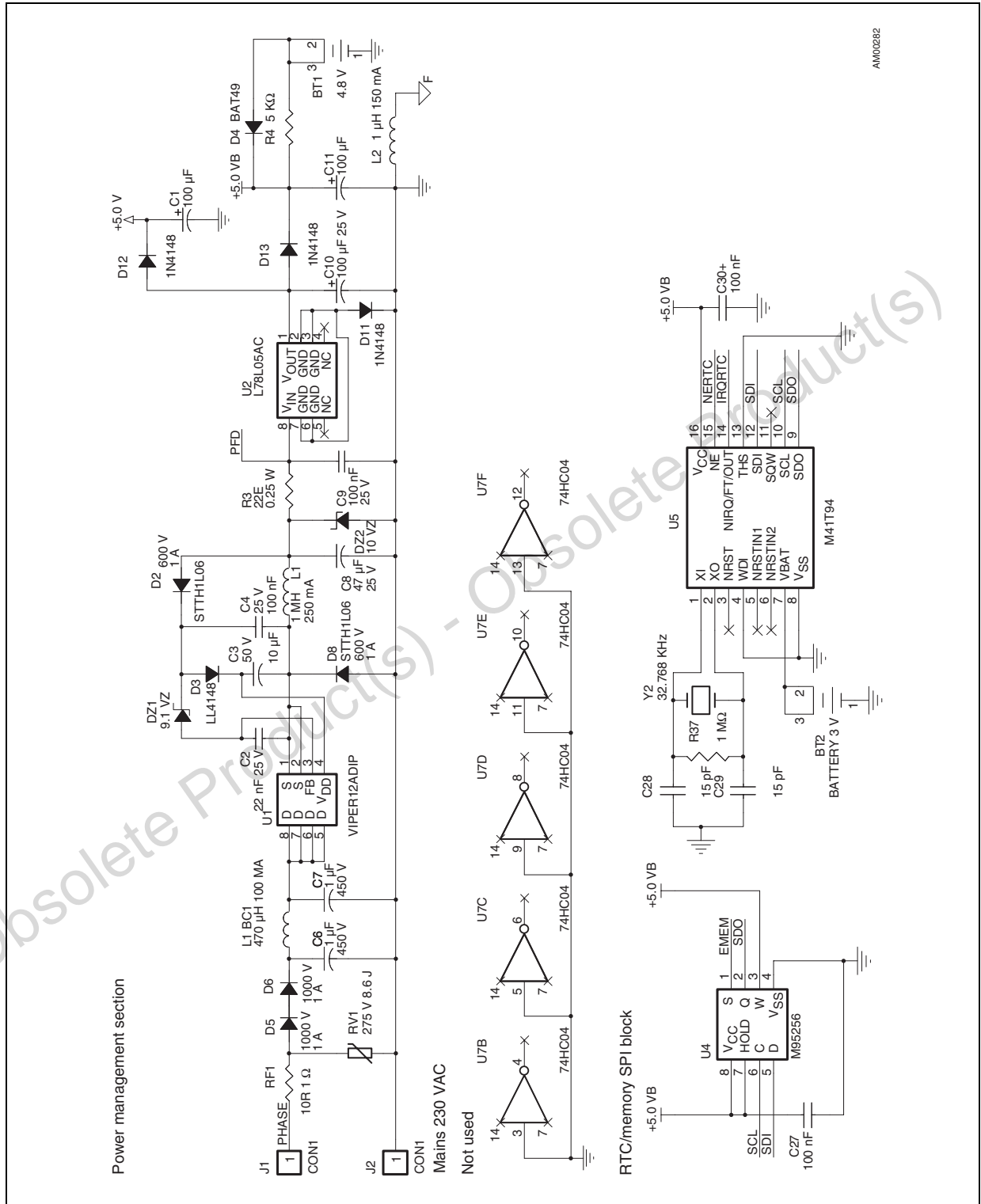
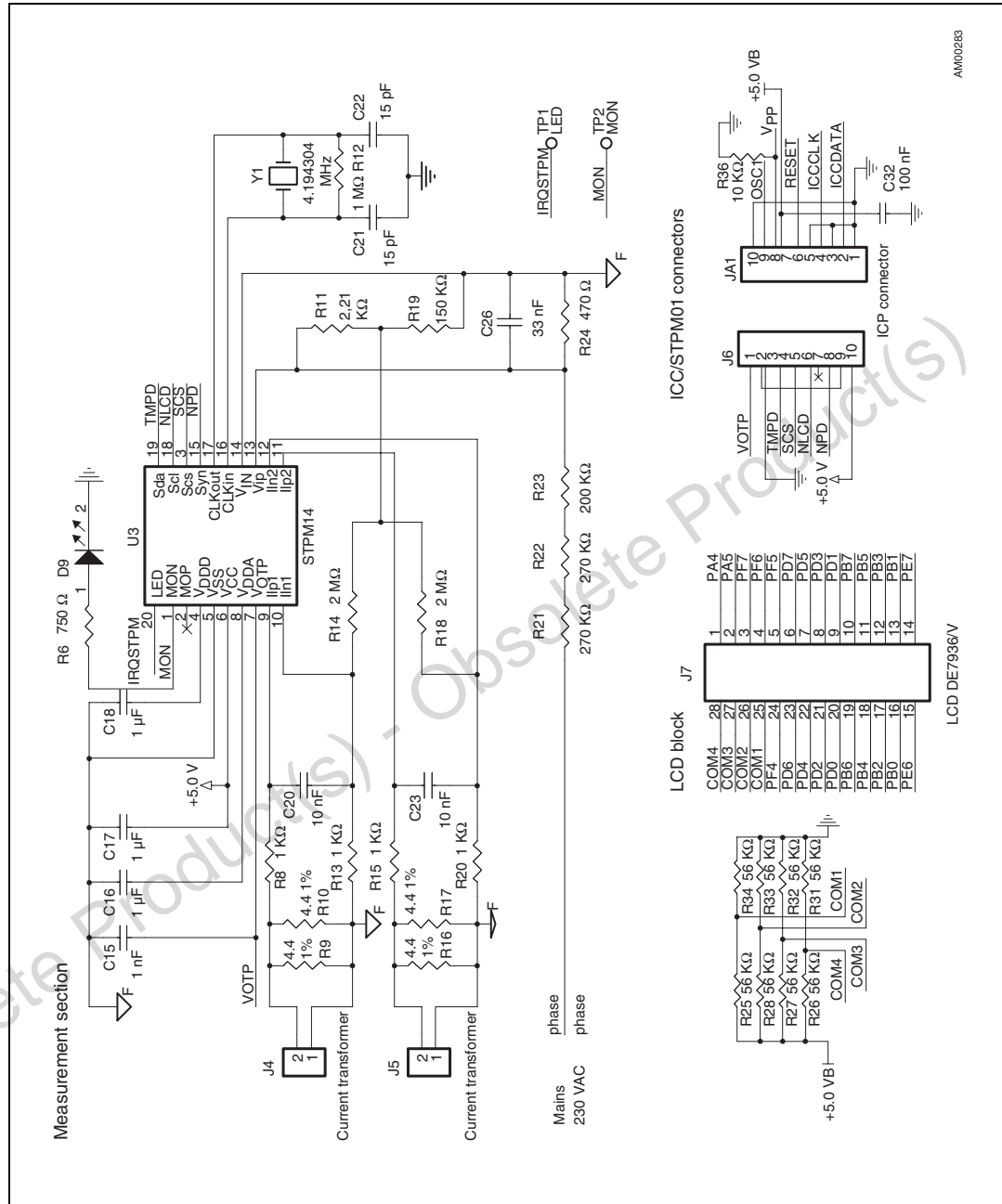


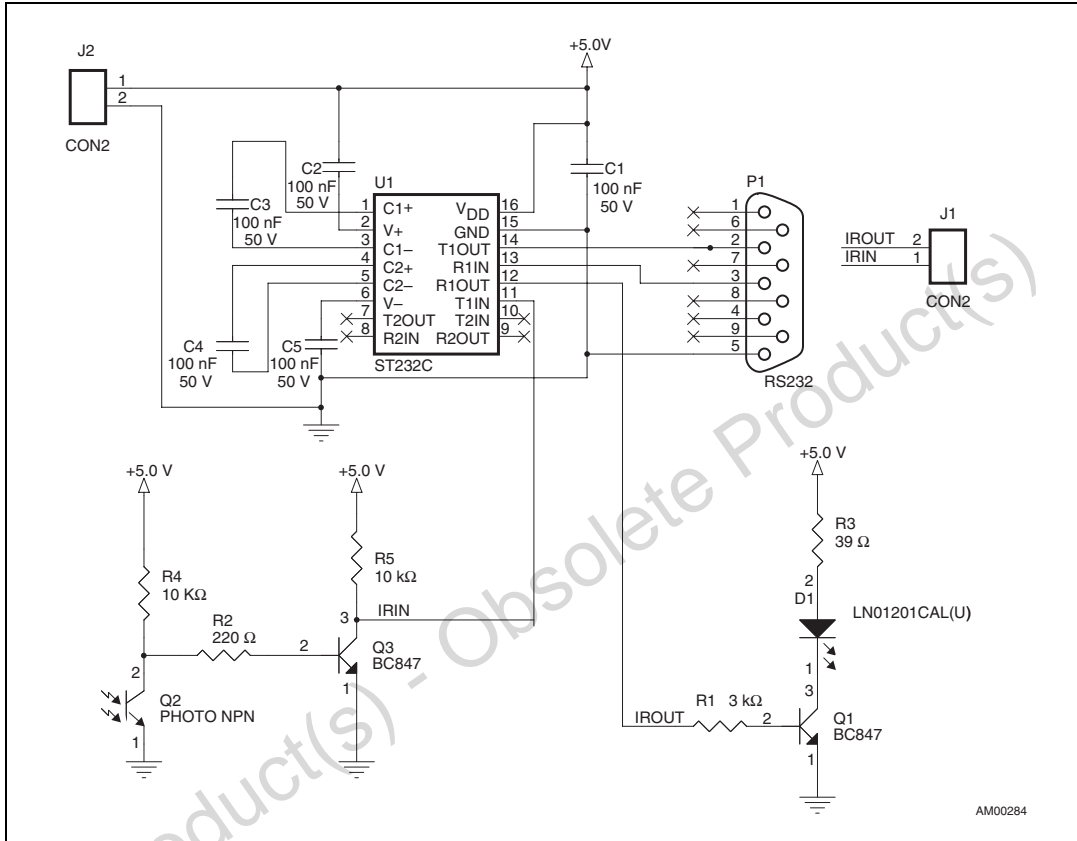
Figure 3. Schematic - measurement section, LCD block, ICC/STPM01 connectors



AM00263

1.2 SCI-interface

Figure 4. Schematic - SCI-interface



Obsolete Product(s) - Obsolete Product(s)

2 Revision history

Table 1. Document revision history

Date	Revision	Changes
22-Sep-2008	1	Initial release.

Obsolete Product(s) - Obsolete Product(s)

Please Read Carefully:

Information in this document is provided solely in connection with ST products. STMicroelectronics NV and its subsidiaries ("ST") reserve the right to make changes, corrections, modifications or improvements, to this document, and the products and services described herein at any time, without notice.

All ST products are sold pursuant to ST's terms and conditions of sale.

Purchasers are solely responsible for the choice, selection and use of the ST products and services described herein, and ST assumes no liability whatsoever relating to the choice, selection or use of the ST products and services described herein.

No license, express or implied, by estoppel or otherwise, to any intellectual property rights is granted under this document. If any part of this document refers to any third party products or services it shall not be deemed a license grant by ST for the use of such third party products or services, or any intellectual property contained therein or considered as a warranty covering the use in any manner whatsoever of such third party products or services or any intellectual property contained therein.

UNLESS OTHERWISE SET FORTH IN ST'S TERMS AND CONDITIONS OF SALE ST DISCLAIMS ANY EXPRESS OR IMPLIED WARRANTY WITH RESPECT TO THE USE AND/OR SALE OF ST PRODUCTS INCLUDING WITHOUT LIMITATION IMPLIED WARRANTIES OF MERCHANTABILITY, FITNESS FOR A PARTICULAR PURPOSE (AND THEIR EQUIVALENTS UNDER THE LAWS OF ANY JURISDICTION), OR INFRINGEMENT OF ANY PATENT, COPYRIGHT OR OTHER INTELLECTUAL PROPERTY RIGHT.

UNLESS EXPRESSLY APPROVED IN WRITING BY AN AUTHORIZED ST REPRESENTATIVE, ST PRODUCTS ARE NOT RECOMMENDED, AUTHORIZED OR WARRANTED FOR USE IN MILITARY, AIR CRAFT, SPACE, LIFE SAVING, OR LIFE SUSTAINING APPLICATIONS, NOR IN PRODUCTS OR SYSTEMS WHERE FAILURE OR MALFUNCTION MAY RESULT IN PERSONAL INJURY, DEATH, OR SEVERE PROPERTY OR ENVIRONMENTAL DAMAGE. ST PRODUCTS WHICH ARE NOT SPECIFIED AS "AUTOMOTIVE GRADE" MAY ONLY BE USED IN AUTOMOTIVE APPLICATIONS AT USER'S OWN RISK.

Resale of ST products with provisions different from the statements and/or technical features set forth in this document shall immediately void any warranty granted by ST for the ST product or service described herein and shall not create or extend in any manner whatsoever, any liability of ST.

ST and the ST logo are trademarks or registered trademarks of ST in various countries.

Information in this document supersedes and replaces all information previously supplied.

The ST logo is a registered trademark of STMicroelectronics. All other names are the property of their respective owners.

© 2008 STMicroelectronics - All rights reserved

STMicroelectronics group of companies

Australia - Belgium - Brazil - Canada - China - Czech Republic - Finland - France - Germany - Hong Kong - India - Israel - Italy - Japan - Malaysia - Malta - Morocco - Singapore - Spain - Sweden - Switzerland - United Kingdom - United States of America

www.st.com